

Central Oregon Weekly Flu Report

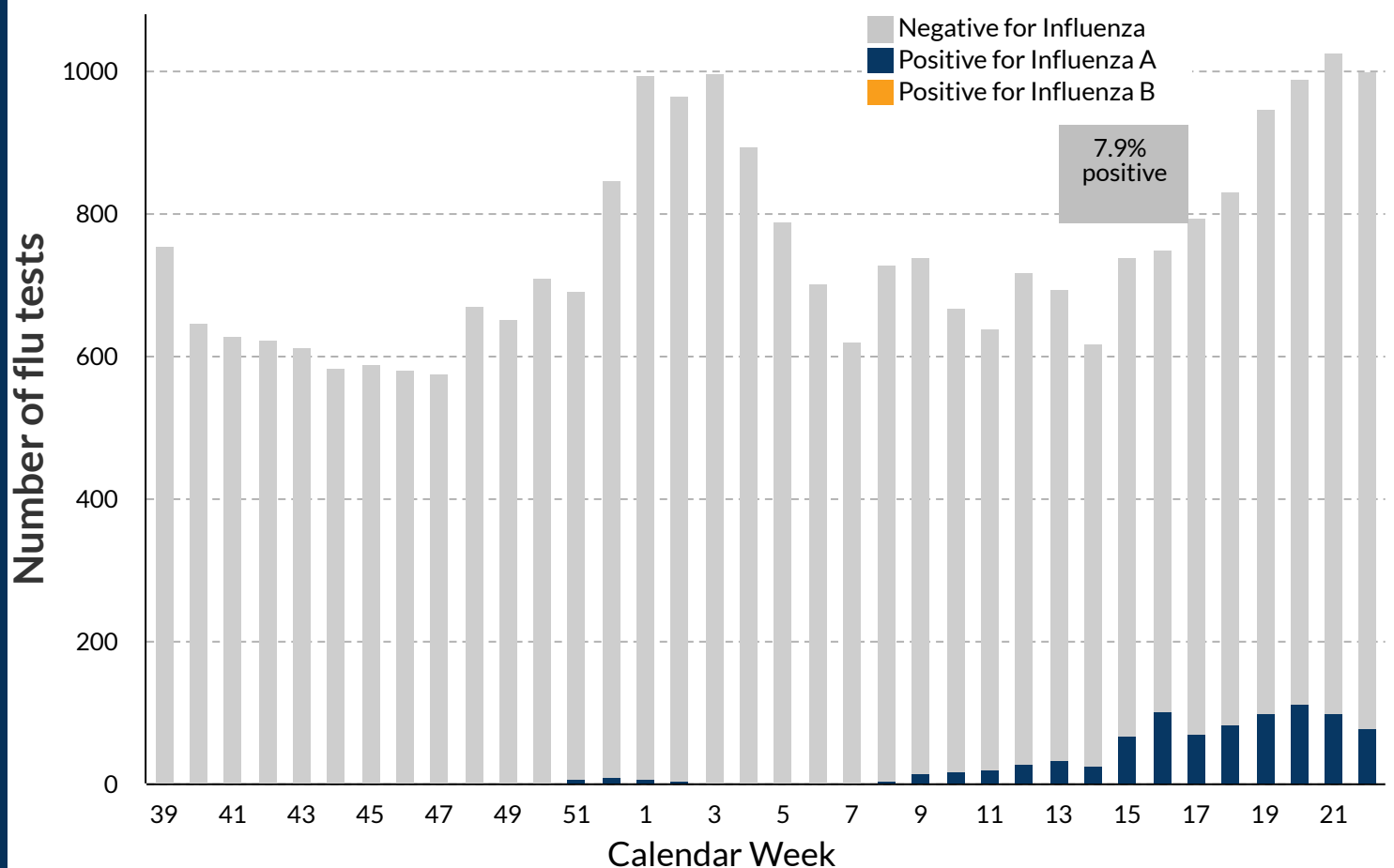
June 13, 2022



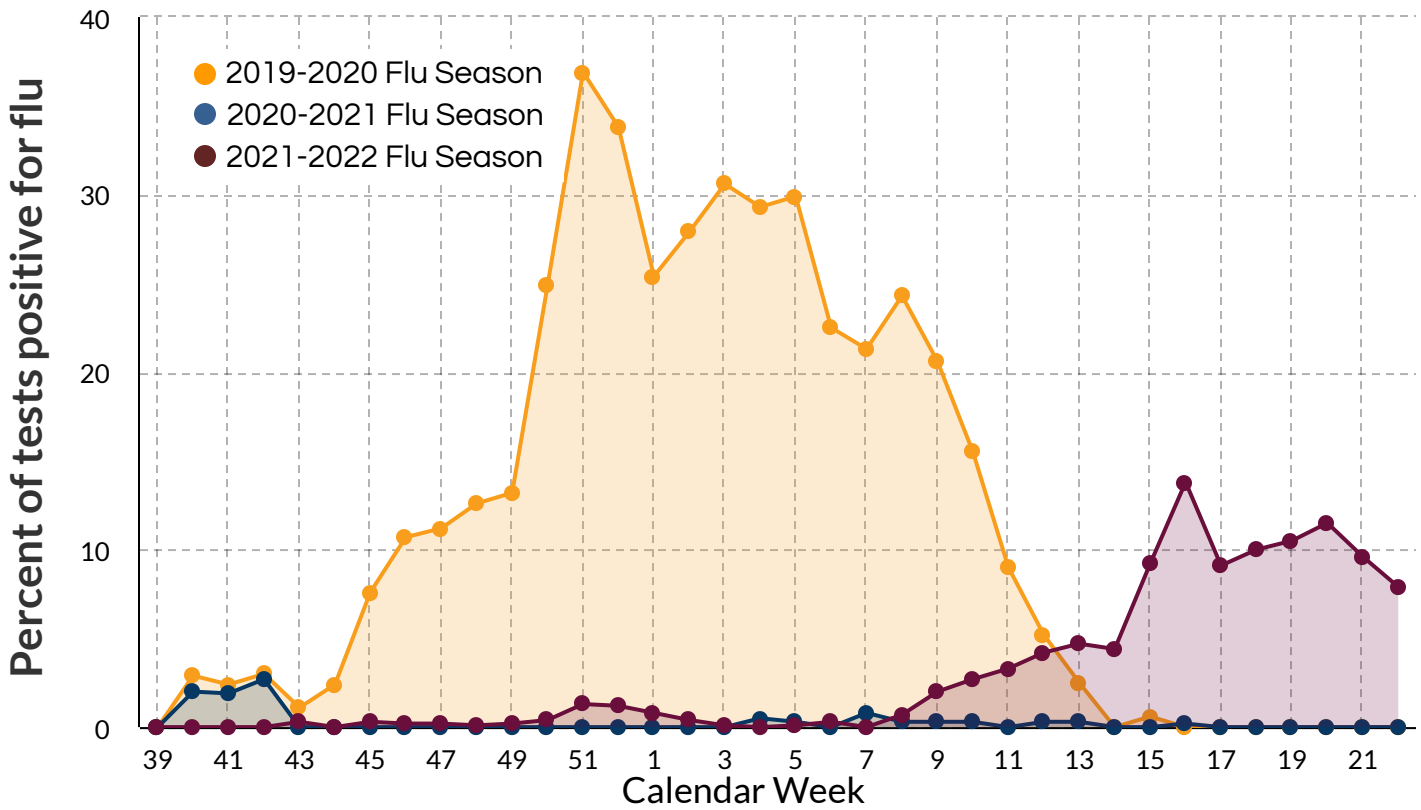
Flu surveillance summary

	5/15-5/21 (Week 20)	5/22-5/28 (Week 21)	Current Week 5/29-6/4 (Week 22)	Cumulative 2021-2022 flu season
Total number of influenza tests from reporting labs	990	1,027	1,000	27,026
Number of positive influenza tests (% positive)	114(11.5%)	99(9.6%)	79(7.9%)	914(3.4%)
Number of Type A positive influenza tests (% of all positive tests)	114(100.0%)	99(100.0%)	79(100.0%)	901(98.6%)
Number of Type B positive influenza tests (% of all positive tests)	0(0.0%)	0(0.0%)	0(0.0%)	13(1.4%)

Weekly number of reported flu tests and proportion of positive tests

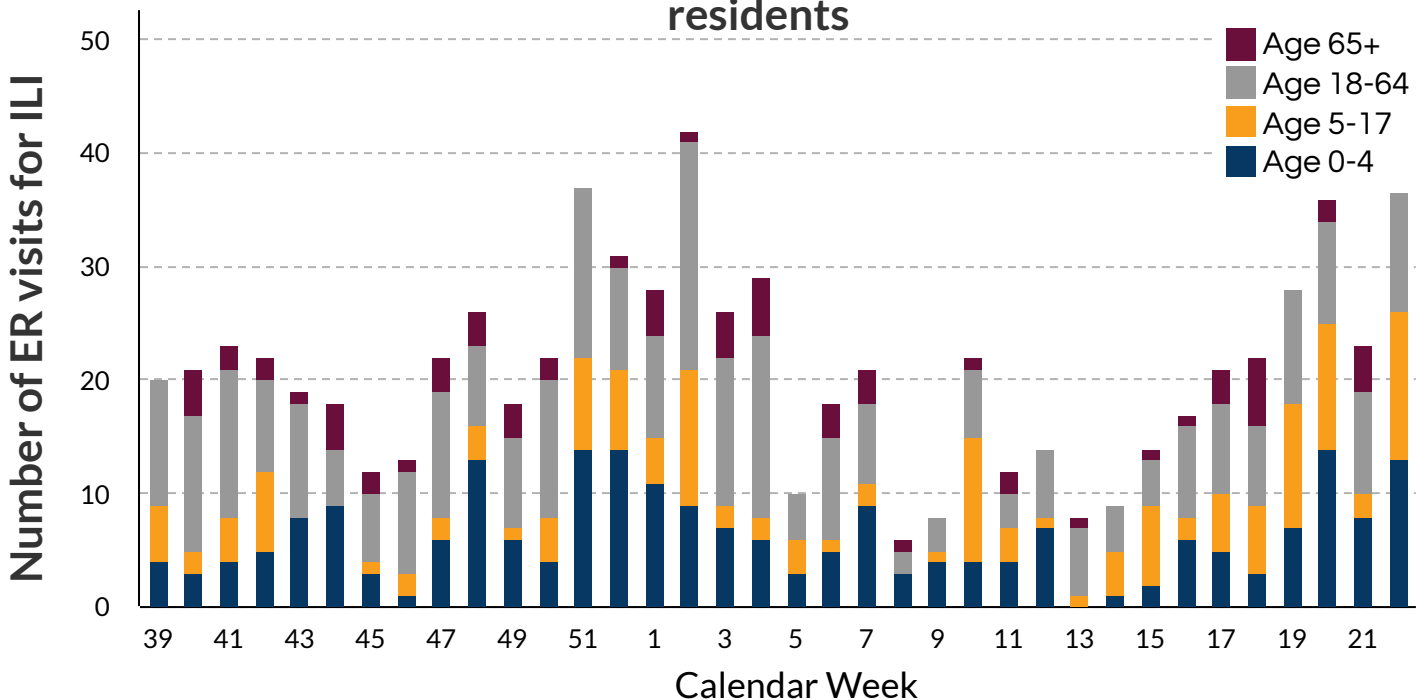


Percent of reported flu tests positive by week, 2019-2022



Note: The 2020-2021 Flu Season contains an extra week 202053 even though week 202053 is not shown in the Horizontal Axis for graphical display compatibility with seasons containing 52 weeks.

Number of ER visits due to influenza-like illness (ILI)* by age group and week among Central Oregon (Crook, Deschutes, and Jefferson County) residents



Number of ILI ER visits by county

	Last week	This week
Crook County residents	5	7
Deschutes County residents	8	34
Jefferson County residents	10	9

*Influenza-like Illness (ILI) is monitored through the ESSENCE syndromic surveillance database. This report includes visits by Crook, Deschutes, and Jefferson County residents to any ER across the state of Oregon.